


















Rank	Competitor	Age	Club	RT	PTS	Result
1	 Thomas Magill	S19 16		0.71	686	<b>1:01.36</b> Entry: 1:00.81 <b>+0.55</b>
	50m: 29.29 100m: 1:01.36 (32.07)					
2	 Charlie Alderton	S19 13		0.75	519	<b>1:07.33</b> Entry: 1:08.52 <b>-1.19</b>
	50m: 32.24 100m: 1:07.33 (35.09)					
3	 Preston Maxwe	S14 16		0.80	515	<b>1:03.69</b> Entry: 1:06.79 <b>-3.10</b>
	50m: 29.79 100m: 1:03.69 (33.90)					
4	 Kithmi Kandegc	S6 15			443	<b>1:22.21</b> Entry: 1:23.00 <b>-0.79</b>
	50m: 38.19 100m: 1:22.21 (44.02)					
5	 Jonty Howland	S6 14		0.47	404	<b>1:24.78</b> Entry: 1:24.87 <b>-0.09</b>
	50m: 40.98 100m: 1:24.78 (43.80)					
6	 Lucas Robins	S9 16		0.86	377	<b>1:12.25</b> Entry: 1:13.74 <b>-1.49</b>
	50m: 34.14 100m: 1:12.25 (38.11)					
7	 Rawiri Tristram-	S6 17			368	<b>1:27.46</b> Entry: 1:28.14 <b>-0.68</b>
	50m: 41.27 100m: 1:27.46 (46.19)					
8	 Nathaniel Wooc	S10 16			304	<b>1:15.31</b> Entry: 1:15.62 <b>-0.31</b>
	50m: 36.15 100m: 1:15.31 (39.16)					
9	 Harrison Sincoc	S19 13		0.71	282	<b>1:22.45</b> Entry: 1:27.62 <b>-5.17</b>
	50m: 38.77 100m: 1:22.45 (43.68)					